

TAILOR-MADE IN AUSTRIA



mafi

mafi | Pflege

CARE CURA ENTRETEN TRATAMIENTO

» Wood in its natural form has accompanied mankind since the beginning of time. This unique natural substance interacts with all the senses, starting with smell, onto the appearance and up to body warmth haptic. We at mafi focus heavily on the natural and responsible processing of wood, which in turn results in advantages for you as customers.

Our natural wooden floors clean the air, influence the room climate and give off warmth. If one gives the wood a little time, it regenerates small traces of wear by itself. The only service we in return must give is a regular care with water and soap.


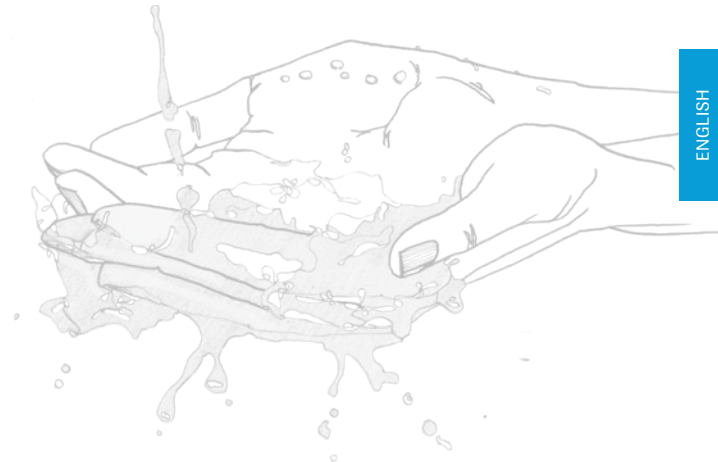
The wood reacts in a similar way as our skin. Water alone dries our skin out, and only by the addition of soap or the like does our skin remain supple and cared for. We have therefore combined the cleaning and care process into one step. Our Wood Floor Soap has a very high fat content which in the long run cares for and soothes the wood fibres. Additionally, this binds the dirt and makes it easier to wash away. Moreover, the soap has an antibacterial as well as antiseptic effect.



So, think about your mafi natural wooden floor at least once a month – it will thank you for it with decades of loyalty! «

Friedrich Fillafer,
CEO mafi Naturholzboden GmbH

» Cleaning and care for your floor – as simple as washing your hands. «



: HINTS

The mafi care recommendations are a key component for the retention of the value of your mafi natural wooden floor. The right and regular care ensure you will enjoy all the advantages of a natural wooden floor. Therefore, please read our care recommendations thoroughly.

Non-mafi Products

mafi expressly points out that for the retention of the value of your mafi natural wooden floor, only mafi care products may be used. If any non-mafi products are used, all warranty terms become invalid.

Direct Service

We would be glad to also advise you personally. You can reach us at service@mafi.com and during our opening hours by telephone on +43 7746 2711 23.

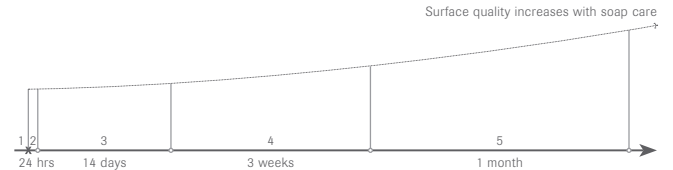
Care videos: mafi.com/servicevideos

: INITIAL CARE

mafi natural wooden floors are already oiled once in our factory. In order to ensure a perfect surface, the floor must be lightly re-oiled once after installation. This should be performed by the relevant experts to ensure the optimal result.

If required, the floor can be covered with a breathable protective cover once the floor has dried after the re-oiling. This helps to prevent damage and contamination during the construction phase. The relevant floor-protection mats are available from mafi and mafi partners.

Within the first few days, it's important to let the oil soak into the wood. Thereafter, regular soap care should be started. The following five steps illustrate the process:



- 1 · Re-oiling on site: after installation the floor must be lightly re-oiled once and polished by professionals.
- 2 · Allow the Wood Floor Oil to cure: after 24 hours the floor may be gently walked on.
- 3 · Oil penetration of the plank: during the first 14 days the floor may not come into contact with liquids.
- 4 · Care Program: Over a period of three weeks, the floor should be wiped once a week with warm water and mafi Wood Floor Soap. Depending on individual room climate, the time between wiping may be significantly shortened.
- 5 · Regular Care: in the average private home it's sufficient to wipe the floor once a month with warm water and mafi Wooden Floor Soap - otherwise just vacuum.



: REGULAR CARE

Basic equipment

- Two buckets
- A cotton cloth mop
- mafi Wood Floor Soap



Cleaning and Care in One


- 1 · Fill both buckets with warm water.
- 2 · Add the suitable mafi Wood Floor Soap into one of the two buckets (125ml soap and 5l of water). This two bucket principle ensures the clean soapy water does not get mixed with the dirty water.
- 3 · Starting at the edge of the room, wipe the soapy water mixture in the direction of the door/exit using a cotton cloth mop (mafi Vulcano floors should only be lightly wiped).
- 4 · After a short soak time, the surplus water should be wiped off with the cotton cloth mop. The mafi Wood Floor Soap dissolves the dirt from the pores and the contaminations are then removed from the wood with the second wipe of the mop.
- 5 · Thereafter, the cotton cloth mop is washed out with clean water in the second bucket.
- 6 · Finally, steps 3 - 5 are repeated for the remaining floor area.

: SERVICE PACKAGE

mafi makes available a mobile team of fast, competent and flexible experts at your disposal to deliver on-site professional care for your mafi floor. This service is only bookable within Austria, Australia, Germany, Switzerland and Northern Italy. Further destinations can be offered on an individual enquiry basis.

The basic package contains a comprehensive care programme for your natural wood floor. Additional services are also available on request:

- Treatment and removal of tough dirty areas/stains
- Treatment and repair of mechanical surface damage
- Basic cleaning by means of mafi special cleaner
- Follow-on treatment with mafi Natural Wood Floor Oil
- Treatment with mafi Care Oil Balsam



: MY FLOOR

mafi natural wood floors are available with different oiling. mafi Wood Floor Soaps are also available according to the natural oil colours.

- **natural oiled**
mafi Wood Floor Soap natural
- **white oiled**
mafi Wood Floor Soap white
- **grey oiled**
In order to retain the colour of the grey oiled natural wood floors, we recommend mafi Wood Floor Soap natural. The mafi Wood Floor Soap grey leads to a somewhat darker surface over time.
- **extreme white oiled**
mafi Wood Floor Soap white
- **1x natural oiled / 1x white oiled**
The mixed oiling results in mid-tone of natural and white oiled floors. Therefore, an alternating care using the mafi Wood Floor Soap natural and the mafi Wood Floor Soap white should be used.
- **basalt grey oiled**
mafi Wood Floor Soap white
- **graphite grey oiled**
mafi Wood Floor Soap grey

The mafi Wood Floor Soap serves as both the cleaning and regular care, and thus the mafi Care Oil Balsam is used to freshen up floors. Please use the following table detailing the care solution / surface combination.

: CORRECT CARE PRODUCT SELECTION

	Wood Floor Soap natural	Wood Floor Soap white	Wood Floor Soap grey	Care Oil Balsam natural	Care Oil Balsam white
Natural oiled	▪			▪	
White oiled		▪			▪
Grey oiled	▪		▪	▪	
Extreme white oiled		▪			▪
1x natural / 1x white oiled	▪	▪		▪	▪
Basalt grey oiled		▪			▪
Graphite grey oiled			▪	▪	

Possibility for Individualisation

The mafi Wood Floor Soap can also be seen as a chance to individualise and change your natural wood floor. A switch of the mafi Wood Floor Soap can be used to change the colour of the wood floor in nuances.

In this way, a naturally oiled floor can be brightened somewhat with regular use of white mafi Wood Floor Soap. This effect can be useful in some situations. However, a basic change of the original oiling is not possible.

The changed colour resulting from the mafi Wood Floor Soap is temporary and can be returned to the original colour by switching back to the original soap.



: PRODUCTS

mafi Wooden Floor Soap

Short Info • Care, Cleaning, Protective layer construction

The mafi Wood Floor Soap is the central cleaning and maintenance solution for mafi natural wood floors. The soap is simply mixed with the cleaning water (125ml soap to 5l of water). The mafi Wood Floor Soap has a very high fat content and acts as a light re-oiling of the floor. Thus the wood fibres remain supple and flexible. Dirt gets bound to the fat and is therefore easier to remove. The mafi Wood Floor Soap must be shaken well before use.

Version	Container Sizes
Wood Floor Soap natural	1l, 2,5l, 5l
Wood Floor Soap white	1l, 2,5l, 5l
Wood Floor Soap grey	2,5l



: PRODUCTS

mafi Care Oil Balsam

Short Info • Refreshes, Shines, quick drying

mafi Care Oil Balsam is an oil emulsified in water and used to refresh the floor. Additionally, the surface is coated which results temporarily in increased robustness. The Care Oil Balsam can pure be applied with a flat cotton mop. With the help of a sheep's wool pad, the floor can be re-polished to create a beautiful shine. The floor is fully dry again after approx. four hours.

Yield per litre: approx. 15 m² (depending on absorption rate of the wood).

Version	Container Sizes
Care Oil Balsam natural	2,5l
Care Oil Balsam white	2,5l



mafi Wood Floor Oil

Short Info • post-installation, after basic cleaning, colour differences

The mafi Wood Floor Oil is used as a light re-oiling after installation. Ideally, the oil should be applied using our white polishing pad and a disc polishing machine. With the help of a sheep's wool pad, the floor should be re-polished afterwards to also remove any excess oil.

In addition to use directly after installation, the mafi Wood Floor Oil can also be used after a basic cleaning (complete removal of the oil) or as a treatment for colour differences (warmth effect*) The oil is flammable – therefore all used cloths must be rinsed in water after use and disposed of correctly.

Version	Container Sizes
Wood Floor Oil natural	1l, 2,5l
Wood Floor Oil white	1l, 2,5l
Wood Floor Oil grey	1l



* Warmth Effect: By applying mafi natural Wood Floor Oil, a reaction with the wood is created which results in a slight darkening of the wood.

mafi Natural Wood Floor Care Set

Short Info • starter set for care and refresh

The care set combines the Wood Floor Soap for regular care and the Care Oil Balsam for refreshing or polishing of mafi natural wood floors. Also included are a dosage pump for the soap container and a spray bottle for the Care Oil Balsam. The sheep's wool hand-pad is used for polishing. The mafi care slippers are made of sheep's wool and are a blessing for you and your floor.

Version

Natural Wood Floor Care Set natural or white

Container Sizes

- 2.5l Wood Floor Soap natural or white
- 2.5l Care Oil Balsam natural or white
- 1 Pair of sheep's wool slippers
- 0.5l spray bottle
- 1 dosage pump
- 1 sheep's wool pad
- 1 Care instructions



mafi Anti Grey Deep Cleaner

Short Info • professional solution for small stain removal

The mafi Anti Grey Deep Cleaner serves for the removal of different stains such as pet urine, oxidisation traces, edges from flowerpots and similar, dark areas, and as additional aid for removal of old red wine stains and joint compound remains.

The affected area is first moistened with water. Then the Anti Grey Deep Cleaner is applied with a small paint brush, allowed to soak for a short time and then washed off with water in combination with mafi Wood Floor Soap. The process can be repeated several times. **ATTENTION:** The Anti Grey Deep Cleaner bleaches the wood – therefore the soaking time should not be too long and all traces must be removed afterwards. The result is only visible once completely dry. A decision on a re-application should only be made on the basis of the visible wood colour thereafter.

Version	Container sizes
Anti Grey Deep Cleaner	250ml



mafi natural wood floors are manufactured with an open-pored and non-film forming surface treatment. Thus the wood is not impaired in its breathability. Take note also that wood is a natural substance which is affected by its surrounding temperature and humidity.

At a higher surrounding humidity, every wooden floor absorbs humidity and expands. During periods of lower humidity, such as is the case during the winter heating months, the wood releases humidity and contracts – gaps may appear.

In the winter months it is sensible to decrease the under-floor heating temperature some time before the floor is wiped. The surface temperature of the floor should never be above 29°C. The ideal humidity for you and your floor is between 40 – 60% at 21°C room temperature.

mafi's symmetrical plank construction drastically reduces this effect. However, gaps may still appear in rooms with under-floor heating when the humidity sinks too far. Don't see this as negative, but rather as a sign of the naturalness of your wooden floor. A good room climate is also necessary for one's comfort.

During the non-heating periods, the gaps will close up again. There are many ways to regulate the humidity. Aside from room plants and regular airing, humidifiers have also shown to be helpful. Various humidifiers and air-cleaners, as well as humidity meters are offered in the mafi Webshop.



: TIPS AND TRICKS

Cotton instead of synthetic fibres

We absolutely recommend using a cotton cloth mop, as micro-fibres roughen the floor over time. In comparison however, the cotton harmonises the wood fibres and polishes out small traces of wear.

Time Factor

Small traces of wear along with dirt disappear over time due to the combination of water and soap. The time factor generally plays an important part here. mafi floors are natural wood products and have, to a certain degree, the ability to regenerate.

Black Spots

Presumably, these are caused by direct contact between metal and the wood. These spots can be removed by the use of the mafi Anti Grey Deep Cleaner. To prevent future oxidisation problems or also scratches, simply use felt pads under table and chair legs. Especially the Tannic acid in Oak wood can lead to black spots (oxidisation). Use only white or beige felt pads as coloured pads may leak colour. Plant pots should not be placed directly on the floor, as damp cannot dry out underneath and leads to mould forming.

: TIPS AND TRICKS

Vulcano Floor Shading


The noble, darker colours of the Vulcano floors are achieved with a special thermo treatment without the use of any chemicals. As the floor remains completely natural, it's necessary to use heavy UV-radiation shading to prevent any lightening of the wood.

Individual Colouring

The mafi Wood Floor Soap is available in different colour versions which can be chosen either completely individually or fitting to the colour of the floor. In this way, you can easily change colour nuances.

Freshening

The use of the mafi Care Oil Balsam in our care products allows for an excellent way to easily and quickly refresh the floor. The balsam dries much quicker than the conventional mafi Wood Floor Oil and the floor can then be used earlier. The balsam can also be used in advance to counteract heavy use requirements.



: FLOOR REGISTRATION

Together with every mafi natural wooden floor from our price list, we deliver a mafi Pass. Therein you will find a registration number for your natural wooden floor, along with other useful information. At www.mafi.com you can register your floor and become part of the mafi members club.

The no-cost membership provides for a personal consultation, even after purchasing.

All advantages at a glance

- One-off voucher for the mafi Webshop*
- Welcome present sent directly to your home
- Certificate of Authenticity
- Option to take part in competitions
- Exclusive invitations to events
- Special offers in our Webshop only for members
- Personal mafi members club consultant



: WEBSHOP

In our Webshop at mafi.com you will find a large choice of care products and useful accessories. We offer delivery to about 15 countries in Central Europe. Here you can also redeem your voucher upon successful floor registration.

You can, of course, also source the products directly from our global experts' network.



: LIABILITY DISCLAIMER

All misprints, errors and changes reserved.

All details on the part of mafi on possible damages and complaints are based on experience with former projects. Even detailed image material does not suffice as a rule, to capture all the required problem information. Written or verbal information can therefore only be used to reflect the initial problem solving approach. Only after an on-site inspection by a mafi recognised expert can a definitive statement be made.



mafi Naturholzboden GmbH

Utzweihstraße 21+25 · 5212 Schneegattern
e: office@mafi.com · t: +43 . [0]7746 . 2711

mafi.com